


# MasterCraft<sup>®</sup> 1998 Flight Worlds presents... of Hydrofoiling



rider: Jon Wilborn / photo: Ian Lauder



rider: Mike Murphy



## Sky Ski TRICKS

Flips, Spins & Jumps

## McDonald's FREE RIDE

Anything Goes, but *Style* Rules!

## Air Boom BIG AIR

Riders Launch *OVER* 20 Feet High

## Chaparral SeaDoo EXPRESSION SESSION

3 man Craft  
with the  
Power to Pull

*plus...*

Hyperlite Wakeboards  
SoCAL Invitational

★ event program \$5 ★

# Flight

CALIFORNIA SKIER


## The HYDROFOILING Newsletter

## Welcome friends and foilers!

I am excited and happy to bring you the Second World Championships along with my co-promoter Chuck Sacks, owner of California Skier. We have been working hard to bring you an entertaining event that is fun for both competitors and spectators. Riders will be competing for \$2,000 cash and over \$2,000 in prizes, the biggest purse to date. In between the world's best foilers, we will also be showcasing some of Southern California's hottest skiers on everything from a hydrofoil wakeboard to a 6 foot plank with no bindings! Hot dogging and sit down hydrofoiling were both born in the area, and you will be witness to the best of both.

Special thanks to the local community for their outstanding support, and personally to my wife Shonna, Linda Posey, and Kris Martin.  
Enjoy the ride!

*Tony Klauach, D.C.*



*It's Time For a Change...Goat For It!*

**eyewear ★ goggles ★ accessories 909-653-4042**

*Nanny Goats for Women!*

[www.goateyewear.com](http://www.goateyewear.com)

# Accurate

• L I N E S •

Official Ropes and Handles for the 1998 Flight Worlds



## TRAXX PADZ

Get a grip & pad up your hydrofoil with Traxx seat & foot padz to complete your custom ride.

Custom hydrofoil tuning  
\$325 + shipping

16625 Redmond Way. Ste. M407  
Redmond, WA. 98052

206.200.6226

<http://www.airjunky.com>  
[gobig@airjunky.com](http://gobig@airjunky.com)



HO, HYPERLITE, WAKE TECH, LIQUID FORCE, STINGER,  
CONNELLY, ACCURATE, SKY SKI, O'BRIEN,  
RUSTY, O'NEILL, RONNY, AIR BOOM  
AND MUCH MORE!!!

**SO. CALIFORNIA'S  
ULTIMATE WATERSPORTS  
SELECTION**

ASK ABOUT  
ROGER CROCKER'S  
EXTREME WATER SKI CLINIC

# 909-681-6083



## 4 Ways to Fly

The formats used here at the Flight Worlds and in other competitions are an important way for riders to challenge themselves and each other.

This year the Worlds feature four distinct formats that offer something different to riders and spectators. Competitive hydrofoiling has followed in the footsteps of kneeboarding and wakeboarding. Using formats similar to those found in these sports has given a strong base to build on for the future of this upcoming sport.

### Sky Ski Tricks

Riders use an Attack Sheet to write down a declared run from a list of tricks. Each trick has a set definition and point value assigned to it. The first pass contains five different tricks to be performed within 25 seconds. Likewise, the second pass also has 5 different tricks in 25 seconds. Riders who complete their second pass without falling get a chance at a wild card dismount. The dismount score is based on accuracy to a landing buoy and style for the move. Judges award additional subjective style points for the entire run based on "air", "execution", and "overall performance". The style points can make or break a run, and account for 25-35% percent of the overall score.

The Tricks format is a great way for riders to get to know all the different moves being done, and share them with others. Announcers, can share the knowledge too, by being able to easily follow along on the attack sheets. TV has also taken a liking to this format, because it delivers an action packed run in a set amount of time.

### McDonalds's Free Ride

Going out on the water with your friends and having a good time is fun. Many riders say this is why they ride. The Free Ride format tries to capture that spirit. The rules are minimal. Runs consist of either a set number of passes or time limit. Riders can repeat tricks, or do several variations of a move such as adding a grab or using one hand. The flexibility of this format allows for a much wider range of tricks. Free Ride gives riders a better chance to express their artistry, range of riding and creativity. Even simple moves like jumps look good when done by skilled riders. Judges award only style points based on "degree of difficulty", "air" and "overall performance". Many riders find the Free Ride easier to compete in because it does not require set tricks or elaborate rules.

### Air Boom Big Air

This event is new this year. Foilers have always prided themselves on going big, and this is their chance to prove it. Limited to the Men's Pro division only, each rider gets three attempts to go as high as possible. They can choose any variation of flip or jump. A maximum speed of 30 mph levels the field, but is still plenty fast to be gutsy. Look for jumps well in excess of 20 feet. With further development of Big Air and crossover challenges from wakeboarding, maybe sometime soon foilers will be able to claim air supremacy!

### Chaparral SeaDoo Free Ride

More and more water enthusiasts are turning to the 3 man personal watercraft (PWC) as a cost effective way to have fun on the water. Hydrofoiling is one watersport that can still be a blast behind one of these jet powered craft with the power to pull. Since jumps on a hydrofoil are not dependent on wake size (unlike wakeboarding and kneeboarding), foilers can still go off with big inverts and jumps. This year's PWC challenge uses the Free Ride "Expression Session" Format to keep things simple. It will also be interesting to see the first place winners of each division (McDonalds's Free Ride) to ride with the pro competitors.

## History of Hydrofoiling Competition

### 1994-95

- "Nationals" held in Texas with mostly local riders in attendance.

### 1996

- Pro Tour Air Chair Series Events held with the "trick" format at all tour stops during the year. The same 4 riders competed at each stop; Tony Klarich, Dean Lavelle, Zane Schwenk, and Geno Yauchler. The overall winner, Klarich, cruised away in a 3 man SeaDoo PWC.
- World Championships: Denver, Colorado (sponsored by

Tommy's Slalom Shop) with "Tricks"

and "Expression Session"

Over 30 riders participated from all over the US and Canada. Total Purse over \$2500 cash & prizes Contact: Tommy Phillips 561-586-0073

- Fly-In Free Ride: Parker, AZ . This spontaneous and fun competition featured 8 of the worlds top riders "performing" for a crowd of about 200 at the last official Fly-In.

### 1997

- INT-League of Arizona: This organization held several air chair events with the Tricks

format at stops throughout Arizona. Contact: Curtis Oglesby (602) 832-6305

### 1998


- INT-League of Arizona has continued their series of Air Chair events
- INT-League of Southern Cal has held two hydrofoiling events this year on Lake Elsinore
- The Second World Championships draw an international field to Lake Elsinore, California. More divisions are added to accommodate the increasing number of competitors. Total purse over \$4000 in cash & prizes.

Have Your Next Birthday Party At McDonald's  
*Enjoy The Largest Playland in The Valley!*

**3 HAMBURGERS**

**\$ 1 00**

**TUESDAY & THURSDAY 4-9PM**



**All kids are respectfully invited to run, jump, giggle, climb tumble and bounce at Ronald's PLAYHOUSE™.**

*Time:* From Now On

*Place:* Right outside McDonald's®

All slides, chutes, balls, tunnels and climbing places will be provided.

R.S.V.P. not necessary.

**28000 BRADLEY ROAD • SUN CITY**

**31650 MISSION TRAIL • LAKE ELSINORE**

**29¢**

**REGULAR FRIES**

Limit two items per coupon.  
Cannot be combined with any  
other offer. Limit 1 coupon per  
customer per visit. Plus tax.  
Expires 10/20/98

**NEW!**

**SHADED OUTDOOR  
SEATING AREA AT LAKE  
ELSINORE LOCATION**

**GOOD AT BOTH LOCATIONS**



# 1998 Hydrofoiling Hall of Fame Honorees

**Bob Welsh** started hydrofoiling in 1991 and never looked back. From his first time on the water with his new hydrofoil Bob immediately started teaching everyone he knew how to ride one of these crazy things. The results are more hydrofoilers in Colorado per capita than anywhere on the planet. Bob has gone to extreme measures to promote hydrofoils year round in Colorado. Bob is the #1 salesperson in Hydrofoiling in



Air Rolls are No Problem

the World. His profound knowledge of teaching and custom tuning has led to hundreds of sales of happy hydrofoilers. On any weekend in Colorado or Nebraska you might see Bob going huge or teaching kids and families how to hydrofoil. Bob has blended techniques from a Mike Murphy, Chet Raley and Jimmy Harvel and come up with one of the world's best teaching systems designed specifically for foiling. As a rider, Bob has also excelled, capturing the 1996-97 World Overall Title in the Men's Over 35 Division. Congratulations, Bob!



Bob was one of the first to land rolls

**Mary Murphy** has had an extraordinary life in skiing and hydrofoiling. She started in skiing with her family 1957 at age 39, enjoying slalom, shoe skiing, knee-boarding, and bare back (no fin or bindings) riding. She once won a trophy from the Carlsbad Boat and Ski Club for the most improved skier, even though club members said she skied too long. None of them ever wanted to observe for her hour long slalom rides! Mary's first crossed to Catalina Island (26 miles off the coast of Los Angeles) on a slalom ski. The ride was a breakfast run when she was just 50 years old. "We just figured we shouldn't waste the ride, so I jump out there. It was fun", says Mary. It was another quarter century before Mary learned to hydrofoil for an Air Chair promotional video in 1993. Her son Mike taught her behind a SeaDoo over the course of about a week.



Hanging Out at the Marine Stadium

Catalina called to Mary again, and at age 79 she made the crossing by hydrofoil in just over 1 1/2 hours. After that amazing trip the press plugged into the skiing great granny. Inside Edition, Extra, and the Discovery Channel were just a few of the TV shows she appeared on. Mary also made it big time in the National Enquirer, and numerous trades magazines like *Water Ski* and *Powerboat*. The latest and greatest came last year when Mary rode her Sky Ski to the island and back! The 52+ mile trip took over 4 hours. Not bad for an 80th birthday celebration. Her skiing genes have been passed down to son Mike Murphy, and grandson Tony Klarich. Today Murphy lives in Southern California with her husband of 52 years, Nick. They still enjoy going to the beach and cruising the scene. Congratulations, Mary!



A Great Granny!

Hall of Fame Sponsored by Tommy's Slalom Shop

## Chiropractic Sports Institute

"Achieving maximum output"



**Terry Weyman, D.C.**  
Certified  
Chiropractic  
Sports  
Physician

2277 Townsgate Rd., Ste. 101  
Westlake Village, CA 91361  
805-371-0737

Are you a **Behind-The-Boat** sport fan? Do You live in Southern California? Then you need to check out The Ski Line. With all the info. you need, to get the most out of your favorite behind the boat sport.


- Tournament Calendar
- Classified page

## The Ski Line

Southern California's only local watersport newsletter.



- Boat dealer profiles
- Skier interviews
- Lake property for sale



- Recreational Lakes
- Tournament Lakes

**Free Trial Issue!**  
1377 E. Citrus Av., # 243  
Redlands CA 92374  
800-867-7496  
skiline@empirenet.com

Foiling has come a long way, but we've still got a long way to go. From its roots in boating, to high flying moves behind the boat, the last few years have been fast paced. Below is your guide to the important breakthrough moves, cool stunt riding, and other noteworthy foiling events.

## 1869

The first evidence for use of a hydrofoil on a boat or ship in a British patent is granted to Emmanuel Farcot.

## Early 1900's

The Wright Brothers receive a hydrofoil patent on a catamaran hull. The air and water connection is established.

## 1960s

Stand up Hydrofoils are marketed (two skis). They receive moderate success, and become a popular show act.

## 1980s

The Colorado River becomes a hot spot for stand up foiling activity. The Kneeboard Hydrofoil is patented by Mike Murphy and Bob Woolley. They next begin to develop a "watersports device for supporting a seated human rider while the rider and device are towed behind a powered craft". It later becomes the Air Chair.



On Your Knees!

## 1989

- Gainer (first flip ever, no ride out): Paul Helbauch
- Footstraps and a seatbelt are added to the Air Chair for safety, although some riders have mastered jumps without them!

## 1990

Backside (BS) Roll (first invert to be ridden out): Mike Murphy.

## 1991

- Blender (wrapped back roll): Murphy borrows from wakeboarding. The crossover influence begins.
- Pogo Roll (air BS roll): Murphy finds you don't need a wake to ride away from a roll.
- Duel Chair (side by side): Murphy & Bob Dunham learn to cross the wakes and do jumps tandem style.

## 1992

- Sliding Dock Start (launcher): Banana George Blair
- Shifty: Murphy begins to add flair to jumps by twisting in his tip during a wide jump.
- McThruster: Mike Mack continues the style element with thrust hips and a nose drop.



Harris: Front Flip

- Flying Chicken with Sound Effects: Murphy entertains while flapping and clucking.
- Frontside Roll : Tony Klarich applies kneeboard skills to his first invert.
- Front Flip: Gary Harris borrows from his background in freestyle jumping. Got Balls?
- Air hand-to-hand helicopter: Murphy Got Balls II?

## 1993

- Skidder (bottom of foil rides on top of water): Klarich discovers an entirely new way to ride.
- Whip-tic (front to back landing to front): Klarich makes only 2 out of 100. Possible, but very difficult.
- Air wrapped helicopter: Klarich finds the "easy" heli
- Kite Ski (wind powered hydrofoiling): Cory Roeseler

## 1994

- Laid out Back and Front Rolls: Dean Lavelle says foiling is one of his favorite rides & shows his style.
- Submarine (Air BS Roll to complete submersion): Murphy stuns with a move from stand-up PWCs.
- Body Slide: How low can you go? Mack crosses over from his signature slalom ski move.
- BS Skid Roll (BS roll to skidder): Murphy becomes the first one to combine two trick elements.
- First Nationals in Texas with distance & tricks events
- First Air Chair Fly In - Mike Mack's Resort, AZ: well over 100 gather for good times and high flying.
- Combo Roll (BS Roll to immediate BS roll): Klarich again applies a kneeboarding move at the first Fly-In.
- Gainer Combo Dismount: Klarich. Twice the fun.

## 1995

- Floater (jump with handle release): Ron Stack comes up with his first innovative move.
- Method Air (front rail, same side): Stack is the first one to jump and grab the deck. He uses his skill as one of Canyon Lake's top wakeboarders.
- Laid Out Gainer: Jon Wilborne & his signature move
- Air Chair Competitions on the Water Ski Pro Tour
- First Vertical Pylon Invented - Air Boom by Ron Stack. Foilers and all air lovers get a big boost up.
- Foil Tuning & board modifications becomes popular, led by Mike Mack
- Record Flips: Murphy -150 on a "fun run".
- Record Flips: Klarich - 253 when challenged by uncle Mike to do "at least a hundred more".
- Record Flips - 2 days later : Murphy - 708 in just over 2 hours. It gets dark as the boat runs on fumes. The "old man and his chair" get widespread attention and show that foiling is the easiest roll around .
- Air Chair on the Discovery Channel "Beyond 2000", and in Playboy Magazine.

## 1996

- Luge Chair (2 man in line): Stack-Klarich
- Undertaker (jump & grab rope under legs)



At 48, Murphy did 708 consecutive rolls in one ride



- Double Barrel (FS double combo roll): Klarich
- Skidder Wake Jump: Murphy
- 12 foot tall foil: Dave Statham (England)
- First World Championships: Denver, CO Tommy's
- Record Flips: 1,416 Geno Yauchler comes to the River from Cypress Gardens to double "Pinto's" record in one 4 1/2 hour ride. Wow!

## 1997

- Quad Combo (4 immediate BS rolls) Geno Yauchler
- Helmets & low stretch ropes become popular
- INT League Amateur competitions in Arizona
- 4 US schools offer Hydrofoiling instruction

## 1998 - All The Latest

- The Seattle Crowd Unites as the Air Pilots.
- Sky Ski by Mike Murphy introduced.
- Mary Murphy rides 60 miles to Catalina for her 80<sup>th</sup>
- The 1<sup>st</sup> woman lands a Roll: Cheryl Roberts
- Grab Roll (FS roll with tail grab) Stack 6-98
- BS Floater Roll (BS roll with floater) Stack 6-98
- Colonel Saunders (wrapped FS roll) Stack 7-98
- Swiss Cheese (Floater to Skidder) Klarich 7-98
- Round Up (Jump to wrap & recovery) Stack 7-98
- Combo Jump to FS Roll : Klarich 7-98
- Air Wrap: (Jump & Wrap Rope) Stack 8-98
- Undertaker Gainer: Klarich 8-98
- Air Wrap with Grab: Stack 9-98

## The Future

- Units in the 20-30 lb. range will be available...at a price.
- New tricks, including mobes, doubles, and Raleys!



BEHO

SURFWEAR • SURF ACCESSORIES

WETSUITS • WAKEBOARDS

SURFBOARDS • BODYBOARDS

SKATEBOARDS

31630 RAILROAD CANYON ROAD #20

CANYON LAKE, CA 92587

PH 909. 244.3399

Kim L. Strong  
Senior Escrow Officer  
Branch Escrow Manager



CHICAGO TITLE

361 Railroad Canyon Road, Suite "B"  
Lake Elsinore, California 92532  
(909) 674-0751

ESCROW SERVICES

Fax (909) 674-3236



Ian Lauder 1998


# CYBER SEA

14150-F1 NE 20th Street, #95  
Bellevue, WA 98007

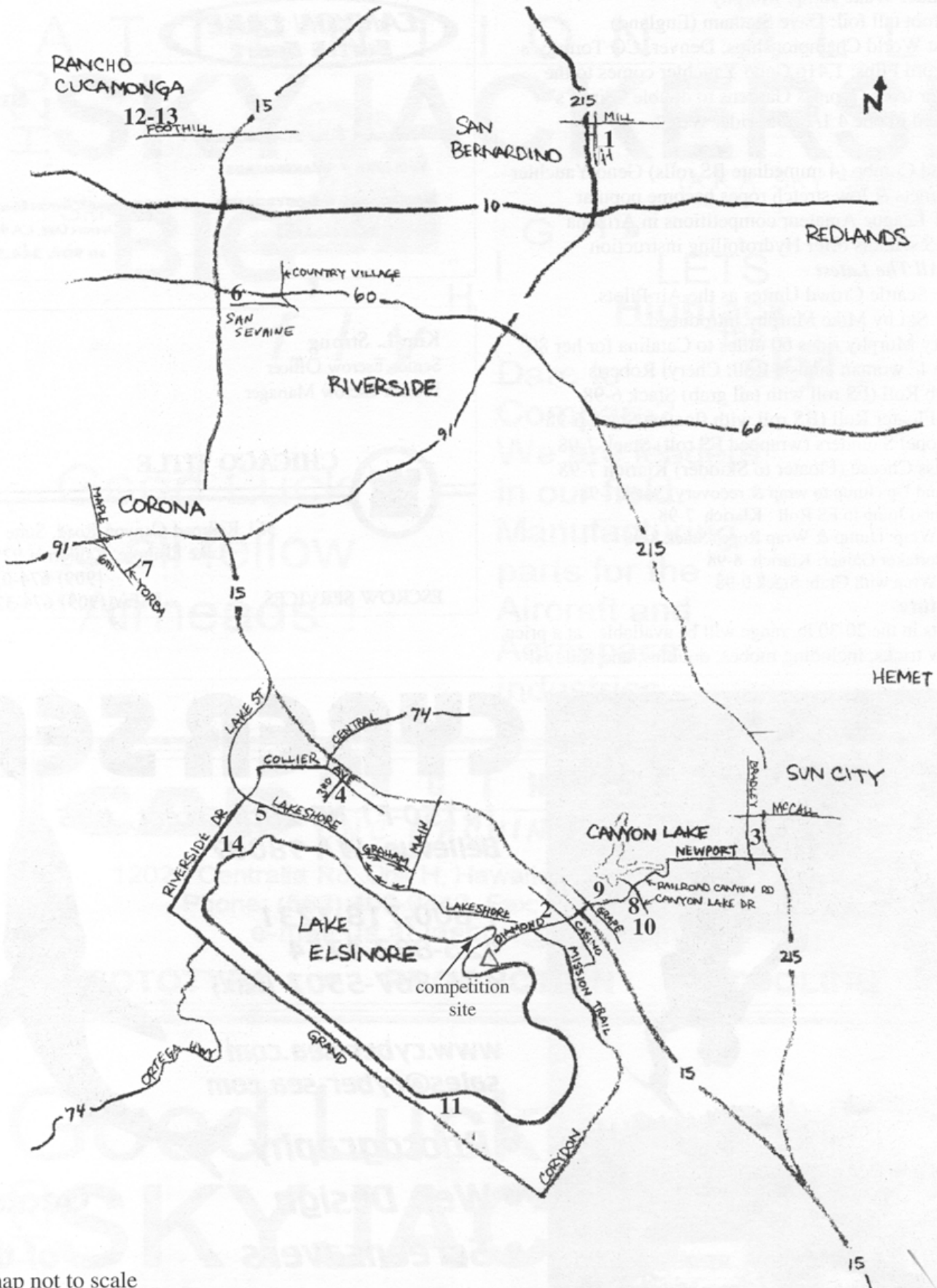
1-800-718-7231  
425-882-4754  
425-867-5507 (fax)

www.cyber-sea.com  
sales@cyber-sea.com

- Photography
- Web Design
- Screensavers
- Journalism



Creators  
of the  
Sky Ski web site!



map not to scale



## **1998 Flight Worlds Sponsor List**

Our Sponsors for the 1998 Flight Worlds have made it possible to bring Hydrofoiling to the next level. It would not have been possible without their support. If you just visiting the area, stop by and show your appreciation. If you live in the area, please continue to support these fine businesses!

### **PLATINUM**

#### **MasterCraft Boat Company**

100 Cherokee Cove Dr  
Vonore, TN 37885  
800-482-BOAT  
phone: 423-884-2221  
fax: 423-884-2295  
www.MasterCraft.com

### **GOLD**

#### **Air Boom**

Vertical Pylons, Water Bags,  
Bimini Top Racks  
Canyon Lake, CA  
phone: 909-244-4526  
fax: 909-244-2726

#### **1 Chaparral MotorSports**

555 South H St  
San Bernardino, CA 92410  
phone: 909-889-2716

#### **Sky Ski**

31566 Railroad Canyon Rd # 125  
Canyon Lake, CA 92587  
phone: 888-SKY-SKI1 (759-7541)  
fax: 888-SKY-SKI8 (759-7548)  
www.skyski.com

#### **McDonald's**

2 Lake Elsinore  
3 Sun City, and Hemet (2) locations

#### **4 California Skier**

MasterCraft Boats & Pro Shop  
600 Third St  
Lake Elsinore, CA 92530  
phone 909-674-7900  
fax 909-674-8882

### **SILVER**

#### **5 Aloha Leisure Co.**

WaterSki Pro Shop  
16921 W. Lakeshore Dr  
Lake Elsinore, CA 92530  
909-674-3320

#### **Goat Eyewear**

22640 Goldencrest Dr., Ste. 103  
Moreno Valley, CA 92553  
phone: 909-653-4042  
fax: 909-653-3212  
www.goateyewear.com

#### **6 Mike Murphy's Pro Board & Ski Shop**

10795 San Sevine  
Mira Loma, CA 91752  
phone: 909-681-6083  
fax: 909-681-7564

#### **Cyber Sea**

Photography, Web Design,  
Screensavers, Journalism  
14150-F1 NE 20th Street, #95  
Bellevue, WA 98007  
425-882-4754, 800-718-7213  
fax 425-867-5507  
www.cyber-sea.com  
sales@cyber-sea.com

#### **Mike Mack's AZ Shores Resort**

Lodging, Lessons, Sales, Clinics  
9388 Riverside Dr.  
Parker, AZ 85344  
phone 520-667-4399  
fax 520-667-3985  
mikemack@redrivernet.com

#### **Indmar Marine Engines**

5400 Old Millington Rd  
Millington, TN 38053  
phone: 901-353-9930  
fax: 901-358-4292  
www.indmar.com

#### **Hyperlite Wakeboards**

**Accurate Lines**  
17622 NE 67<sup>th</sup> Ct.  
Redmond, WA 98052  
phone: 800-938-4040  
www.hosports.com  
hosports@halcyon.com

### **BRONZE**

#### **7 Adley Cover's Boats**

Bimini Tops, Custom Boat Covers  
1549 Yorba St  
Corona, CA 91720  
phone: 909-734-0141

#### **Air Junky (Traxx Padz, foil tuning)**

16625 Redmond Way, Ste. M407  
Redmond, WA 98052  
phone: -6226  
gobig@airjunky.com  
http://www.airjunky.com

#### **8 Canyon Lake Surf & Sport**

Surfwear, Surf Accessories, Wetsuits,  
Wakeboards, Skateboards  
31630 Railroad Cyn Rd #20  
Canyon Lake CA 92587  
phone: 909-244-5599

#### **Pepsi**

#### **9 Chicago Title**

Escrow Services  
361 Railroad Canyon Rd, Suite B  
Lake Elsinore, CA 92532  
phone: 909-674-0751  
fax: 909-674-3236  
Kim Strong

#### **Chiropractic Sports Institute**

Dr Terry Weyman, D.C., C.C.S.P.  
2277 Townsgate Rd., Ste. 101  
Westlake Village, CA 91361  
805-371-0737

#### **10 Coldwell Banker**

Real Estate Brokers  
31620 Railroad Canyon Rd  
Canyon Lake, CA 92587  
phone: 909-244-1864 or  
800-543-4038

#### **11 ProMarine**

Boat Parts, Sales & Service  
Accessories & Rentals  
18010 Grand Avenue  
Lake Elsinore, CA 92530  
phone: 909-678-4028  
fax: 909-678-1232

#### **12 Sign Depot**

9836 Foothill Blvd., Ste 4  
Rancho Cucamonga, CA 91730  
phone: 909-481-9720

#### **13 Sick Threads**

9836 Foothill Blvd., Ste 4  
Rancho Cucamonga, CA 91730  
phone: 909-980-1172

#### **Sport This**

Watersports Transport Bags  
2044 Placentia Ave, Unit A  
Costa Mesa, CA 92627  
714-631-1605

#### **Weaver & Associates Inc.**

Insurance Agents & Brokers  
711 W. Camino Real  
PO Box 1508  
Arcadia, CA 91077-1508  
626-446-6161  
fax: 626-445-3827  
Matt Weaver

#### **14 Roadrunner the Beach**

Campground & Launching  
32500 Riverside Dr.  
Lake Elsinore, CA 92530  
phone: 909-674-4900  
fax: 909-674-5674



## Capper

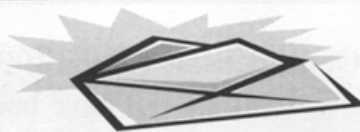
Mike Murphy has been spotted this summer adorning creme caps in Europe. The tiny tinfoil covers are something of a collectors item.



Creamy Smooth!

## Over Exposed

Motor Sports Management, a Dallas based group is a friend to foilers everywhere. According to Tad Whitten, MSM has organized hydrofoiling exhibitions for more than 2 million people during watersports events this year. Geno Yauchler has been travelling the country spreading the word. MSM is also considering putting on a hydrofoiling event October 24-25 at St. Petersburg pier in Florida. Contact Geno for more details 941-686-5597.



## "attaboy"

After almost 8 years of hydrofoiling, and intermittent periods of trying inverts, I finally rode away both a backside roll and gainer. One month prior my husband and I purchased a new Sky Ski, that's when it all came together. In fact, during our first trip to the River with our new toy, we could tell the Sky Ski was going to be the telling difference in our trick abilities.

Brent is now pulling gainer after gainer, and I have made quite a few more backside rolls (but still need to work on a few less falls!). Not to mention the unbelievable Air the Sky Ski makes possible. So thanks to Sky Ski for putting together a ski that works so good, without all those alterations!

Cheryl Roberts  
Southern California

## More

Thanks for your response in sending in new photos! Look for them in upcoming issues. Keep them coming, no matter what kind of foil you ride!

### Join the *Flight* E-mailer Today!

Send your E-mail address to be added to the list. Tips, products, direct links to advertisers, & more. Don't miss out!

**hopro@ez2.net**

Got questions or comments? Send your thoughts and words to *Flight* via mail or E-mail: **hopro@ez2.net**



**Weaver & Associates Inc.**  
INSURANCE AGENTS & BROKERS

**business  
personal  
health  
life**

**626 446-6161  
FAX 626 445-3827**

**MATT WEAVER**

711 W. Camino Real  
P.O. Box 1508  
Arcadia, CA 91077-1508

**IBA**

**WEST**

Insurance  
Brokers & Agents  
of the West

**NOW REPRESENTING  
AWSA ENDORSED  
SKI SAFE  
BOAT INSURANCE**

*Flight* is published 4 times per year, one for each season, by Marine R&D. No part of this newsletter may be reproduced without the express written consent of *Flight*. **SUBSCRIPTIONS:** \$19.97 for 1 year (4 issues). Add \$7 per year for delivery to Canada and \$15 per year for delivery to other foreign countries. All payments in U.S. funds only. For subscriptions, address changes, and adjustments write to *Flight*, 31566 Railroad Cyn. Rd. #101, Canyon Lake, CA 92587. **CONTRIBUTIONS:** All manuscripts, letters, and images will be treated as unconditionally assigned for publication and copyright purposes, and are subject to editing. Submissions 100 words or longer should be submitted on disc (MS Word 5.x or higher), or via E-mail (hopro@ez2.net), along with a hard copy. *Flight* does not necessarily condone authors' views. *Flight* is not responsible for loss or damage to any contributions. Return postage must accompany materials if it is to be returned. Advertising in *Flight* not indicate an endorsement. Contents copyright by Marine R&D, 1998.

**DISCLAIMER:** The athletics depicted in this publication are performed by trained athletes in controlled conditions. Hydrofoiling has inherent risks, and injuries, including disability and death could occur. Do not rely on this publication as your only source of hydrofoiling, watersports, and/or training information. Always follow manufacturers' and local rules and regulations. Do not attempt any of these maneuvers without the proper supervision and safety equipment. The publisher, editor, and writers accept no responsibility for the information contained herein. Every effort has been made to present factual information.





## NEXT GENERATION

Mike Murphy has been a water skiing innovator for 41 years. Always pushing the limits, Murphy co-invented the kneeboard in 1972 and sit down hydrofoil in 1991. An Extremist - Mike is regarded as the world's best in his field as a show skier, kneeboarder, hot dog slalom skier, and hydrofoiler. Now Mike introduces a new company designed to raise hydrofoiling to new heights. Mike has been riding hydrofoils since 1966 and is now using all of his riding and design knowledge to produce the best product ever, the Sky Ski.




### Fly the Latest in High Performance Hydrofoil Technology

- Heavy duty hydrofoil incorporating the latest in aircraft materials and hydrodynamic design.
- Foil is pre-tuned for optimum performance right out of the box.
- Ultra light, super strong seat tower construction.
- Unique, wide seat platform design reduces shock on landings
- Compression molded ski with aircraft aluminum alloy deck.

Mike Murphy



SKY SKI: 31566 Railroad Cyn Rd, #125  
Canyon Lake, Ca 92587  
Sales: (888) SKY-SKI1 (888) 759-7541  
Fax: (888) SKY-SKI8 (888) 759-7548  
Info: (909) 244-8473 [www.skyski.com](http://www.skyski.com)



*Flight*


*"The Original"  
Canyon Lake, CA*

# AIR BOOM™

## We Deliver AIR

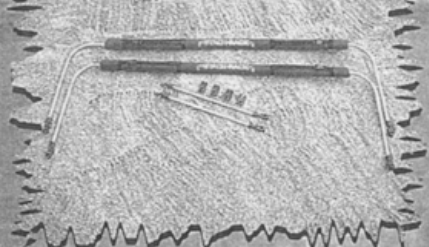
*Good Luck to All the World Riders!*

### AIR BOOM



We have a boom for any  
boat in stock!  
9 colors waiting for you!

### The STACK RACK!



World's only bimini top  
wakeboard rack.

### FAKE WAKE



Doubles your wake size  
Full-length zipper.  
Fastest and easiest pump kit



**Rated #1 in**

- Quality
- Customer Service
- Immediate Delivery

**909•244•4526**

fax **909•244•2726**

**ASK ABOUT THE AIR TOWER!**

visit us @ [www.airboom.com](http://www.airboom.com)



## JUMP 1

Last season was my first on the air chair and by the end of the season I was comfortable with jumping. This season I would like to jump higher. At the end of last season it seemed that the best I could do was get the bottom of the keel about 1 foot above the water, no matter how hard I leaned back to initiate the jump. I would guess that more speed is the answer, but the air chair starts feeling pretty squirrely to me when going faster than about 22 mph. How do you guys get the big air? Thanks in advance,

-Jim Conant Brookfield, CT [jconant@ct1.nai.net](mailto:jconant@ct1.nai.net)

### A few things to help you jump:

- ⊙ A longer rope (up to 65 feet) allows for a bigger arc and bigger jumps
- ⊙ Extended pylons definitely help your hang time
- ⊙ Is your foil tuned? Contact a tuner or buy a pre-tuned foil.
- ⊙ Remember it's not just how hard you lean back, also how quick.
- ⊙ Hope these few tips help!



rider: Bruno / photos: Klarich

**Main: Incorrect:**  
The tip floats in,  
against the angle  
of attack.  
**Inset: Perfect Form!**

## JUMP 2

One of the most common mistakes when jumping across the wakes is failing to maintain angle across the wakes. With a good approach and takeoff you should be travelling consistently across the wakes. Don't let the tip of your board float back into the boat! This often happens because riders let the pull from the rope open their shoulders. Landing with your board turned toward the boat make for a difficult landing because your momentum is carrying you across the wake and your foil is now pointed in a different direction!

To avoid this mistake concentrate on keeping your angle across the wake, and land with your tip pointing in the same direction you took off from. This will also keep the rope tight which aids in your height and distance.

**These Two Jumps are the Same Way Across the Wakes.**  
**Maintain Your Approach Angle for a Smooth Landing (inset)**



rider: Laurie Petersen

**All the Right Moves**

## SEE, SPOT, LAND

Keeping your eyes open and spotting the landing is an integral part of learning new skills, especially when it comes to inverted moves. If you don't see where you are going, you won't be able to get properly set for the landing. Of course it's possible to ride away from a move with a poor spot, but you will be less able to adjust your rotation to increase consistency.

### Keep your Eyes Open

Look through the pages of water-sports magazines, and you'll probably find a few pros getting caught with their eyes closed. They can often get away with this because they have done a trick so many times that the entire move feels comfortable, and they know exactly where they

are in space from sheer repetition. To avoid this mistake mentally remind yourself to look for your landing every time you go through a trick, especially if it's a new one.



rider: Fredy Barber / photo: Klarich

**To Get a Good Spot, Lead with Your Head and Open Your Eyes**

### Lead with your Head

Seeing the landing earlier gives you more time to adjust the speed of rotation. The sooner you know where you are, the sooner you can tweak the speed of rotation mid way through the trick. When it feels like I'm under rotating it's time to stay tucked up and keep the handle in to increase the speed. To slow down the rotation I open up or take a hand off the handle to land it just right.

Go through the pages of *Water Ski*, *Wakeboarding*, and *Flight* to study the spotting technique of different skiers and boarders. You may be surprised to find that some riders will get a lock on their location while others miss the mark. When it comes to your spot, don't get left in the dark!

-Tony Klarich

## Preparing for Competition

By: Dr. Terry Weyman

**T**he sun rises as you awake and feel it. You feel the tension and anxiety forming in the pit of your gut. The announcer is testing his equipment in the distance and you force down the carbohydrate/protein meal in front of you. Your mates around you are nervously quiet as they stare at the water. Today is not any other day. Today is Event Day!

You have hit the weight room and you have skied till your hands blistered. You have reached for high *Pinto* air and crashed and burned a hundred times to nail the perfect air. Now is when it all comes down to a few minutes, are you prepared?

Preparing for a competition is a special skill. You need to be ready physically, psychologically, and also be prepared for everything in between. Achieving peak performance can be broken into three categories. Each must be practiced, developed and performed for victory to be at your grasp.

**Physical skills-** This is where your daily practice will show. Have you put the time on the water and perfected each move from start to finish. You have honed your muscles to be both flexible and strong to handle the

strain of competition. However, on "game day" what you need to

do is prepare your body for "battle". Properly warm up your body 1-2 hours prior to competition. Lightly jog, jump rope, or ride a bike to get your body's core temperature up. You will know this has happened when you break into a light sweat. Then put on your head phones and begin to stretch the muscles that you will be using, in skiing, all of them. Begin with the largest muscles such as your legs, back and chest. Then work to the smaller ones such as forearms and hands. Take your time. This should be done slowly and smoothly and is meant to bring about flexibility and strength.

Be sure to stay well hydrated in the heat. Once you are thirsty you are at 5-10% dehydration and have lost up to 20% performance. Drink one to two large mouthfuls of water every 15-20 minutes throughout the day.

**Emotional skills-** Time to regulate anxiety and stress. Sure this is normal for competition but too much stress can be detrimental. Focus on why you are here and why you love skiing. Find the passion for your sport and for doing what you do. What drives you to get up every day and strap yourself in to fly. Find the self-confidence you have when you are talking to your friends about what you do and focus on that. Transfer this passion to the

performance and think of nothing else while you are out there.

**Cognitive skills-** You must now clearly define your goals and objectives for the day. Use visualization skills to picture gliding through your performance (if you can't see yourself doing it, then you won't). Practice this skill on a daily basis to perfect it. This can be done while you are stretching. Close your eyes and tune out all noises and other interruptions. Picture yourself on the lake performing your run to perfection. See how you look, feel how it feels, smell how it smells and hear how it sounds. Concentrate on the here and now and focus on the task at hand. Visualize the positive expectation of successful outcomes.

By practicing these skills, competition will be what it is supposed to be, FUN! I will see you at the end of the line.

*Dr. Terry Weyman is known as the Water Ski Doc. He has been the Chief Medical Director for the professional Water Ski and Wakeboard tour for over 7 years. He has authored several articles and books on training, prevention and treatment for water ski injuries. He currently has a private practice in Westlake Village, CA, Chiropractic Sports Institute, and manages to get out to the lake to compete himself when his schedule allows.*

**Indmar**  
**MARINE ENGINE**



Flight

# CHAPARRAL

## Motorsports

**ALL '98 SEA-DOO.**  
**SAVE OVER \$1,000<sup>00</sup>** ON SELECTED MODELS

**DON'T MISS THE BEST TIME TO SAVE THIS YEAR**



**98 SPX-800**



**98 GS-720**



**98 GTS-720**



**98 XP-LTD**



**98 GSX-LTD**



**98 GTI-720**

**BEAT THE HEAT "SUMMER SAVINGS"**  
ON ALL WATERCRAFT ACCESSORIES:

**BODY GLOVE, SLIPPERY, SEA DOO, SKI- LINE**

**SAVE UP TO 50% FROM SUG. RETAIL**  
**WET SUITS, SKI-VESTS, SKI'S, KNEE BOARDS, OIL**  
**IT'S ALL ON SALE!!**

# CHAPARRAL

**SEA-DOO**  
WATERCRAFT  
SE HABLA ESPAÑOL

OPEN 7 DAYS  
M-F 9-8  
S-S 8-6

\*APPLICABLE FEES

**800 • 732 • 3648**  
**909 • 889 • 2761**

Mill Street Exit off the 215 Freeway in San Bernardino  
555 South 'H' Street, San Bernardino



## From Russia, With Love

Tony Klarich

Recently my uncle, Mike Murphy, and I took a wild trip to Russia. We were contacted by Typhoon Parts, an import-export company, to travel to Moscow with a twelve man international watersports team to put on a single performance. That's about all we knew, but the pay sounded good and how could we refuse!

It takes a long time to fly to Russia, about 14 hours! At the airport we were met by our interpreter Dimitri who whisked us off to VIP customs area. We had a drink while all our 200 pounds of luggage and ski equipment was gathered up and loaded into cars. This was going to be first class all the way!

We stayed about 40 minutes out of town, at a beautiful resort complex. At breakfast we started to find out a few of the details of our trip. We were staying at the private resort for Unexim Bank, one of the largest financial institutions in Russia. They were the sponsors of our performance. Dimitri promptly told us that we were not allowed to take pictures here, which added even more to the mystery. The resort had everything! Indoor and outdoor tennis courts, basketball, an outdoor pool with 1 and 3 meter springboards, a magnificent indoor pool, bowling alleys, and a wide assortment of saunas (very popular in Russia), and much more. The whole place was surrounded by a 8 foot fence and a guard at the entrance with an automatic weapon across his shoulder! After breakfast we all loaded onto a little bus and headed out for practice. The 40 minute trip was filled with open green meadows, lots of trees, and tiny hamlets.

Our practice site was actually where the Russian National Team trains. We were met by the team captain and

driver, Wesley. It was good to have a new Ski Nautique with an Air Boom vertical pylon ready to use. With everything in place we started

practicing to put our 35 minute show together. Uncle Mike took rides on his new Sky Ski. I performed on the kneeboard, slalom ski, and hydrofoil. Local ripper Keith Kipp did his thing on the wakeboard. The ski team was complemented by the personal watercraft team, who specialized in synchronized riding and freestyle jumps, spins, and rolls. A Frenchman who now works at Universal Studios WaterWorld show heated up the practice with his specialty, lighting himself on fire while riding his jet ski. The heat and smoke from his flaming body were tremendous, and after about a minute he put himself out by doing a submarine. Next came the crazy Canadians. The rider and his mechanic specialized in one of the latest extreme sports, watercross. This involves riding a snowmobile on the water! The engine revved as the rider started about 15 feet from the shore. On the water the forward motion keep the craft from sinking. He steers by leaning side to side and lands by driving right back up on the beach.

We practiced 8 hours a day for 4 days to get our show down pat. The weather was fairly cold, even though it was late Spring. I was sure glad I brought along a drysuit, because I was doing about 20 practice rides each day.



**First at Flipping: Murphy, Roy, Klarich**

As the days progressed we learned more and more about the big performance. The bank, Unexim, was putting on a 3 day economic summit with about 150 business big shots. We were to be the night time entertainment. We calculated that our single performance cost the bank about \$80,000!

Each night after practice we would head back to the resort for a late dinner and well deserved rest. It was all work and not much sightseeing until after the big show.


Finally, the big day arrived. It took about two hours to reach the site, about one hour driving in the city. Moscow is much cleaner than most big cities. There is construction going on everywhere as the country converts from communist to capitalism. There are very few Western businesses in Moscow. The national car is the Lauda, a boxy little car that you see everywhere. Options include red, blue, or black.

Our performance site was a castle built in the 16<sup>th</sup> century by a Russian Czar. The beautiful palace was his retreat home (the old capital of Russia was St Petersburg). The palace was on beautifully manicured grounds with flower gardens and trees. It had a theatre too, and we were told that the entertainment for the guests the night before was the famous Barishnikov Ballet.

*continued on page 19*

# CANYON LAKE

*A Lifestyle That Offers A Yearly Vacation ... Daily.*  
BEFORE YOU MAKE YOUR NEXT INVESTMENT YOU SHOULD VISIT CANYON LAKE



**COLDWELL  
BANKER**

ASSOCIATED  
BROKERS REALTY

Expect the best.™

31620 Railroad Canyon Road  
Canyon Lake, CA 92587

(909) 244-1867  
(800) 543-4038

## THE **SIGN** **DEPOT**

**STICKERS  
BANNERS  
BOAT GRAPHICS  
CF NUMBERS  
LOGO DESIGN  
T-SHIRTS  
AND MORE**

**909-481-9720**

# SICK



# THREADS


BOARD SHORTS • T-SHIRTS  
RASH GUARDS • GIRL'S TANKS  
SWEAT SHIRTS • BEENIE'S  
CORD'S AND STUFF

**909-980-1172**

**MasterCraft**



**CS**  
CALIFORNIA SKIER



TEST DRIVE  
OR DEMO  
EQUIPMENT  
RIGHT IN  
OUR OWN  
BACK YARD

**X-Star**

*Sales, WaterSki pro shop  
& Master Care Service*

OUR NEW LOCATION AND PHONE #  
600 3rd Street • Lake Elsinore

**909-674-7900**

# ATTENTION ALL H2O SKYJACKERS!

(A.K.A. SKY SKIERS)

Ski

# BIG,

f / y

G H ■

LET'S  
Highjack  
the  
sky!

Dare to  
Compare?  
We are leaders  
in our field.  
Manufacturing  
parts for the  
Aircraft and  
Aerospace  
industries.

Good Luck  
to all fellow  
"Airheads"!

## CAD

## ENGINEERING

CNC MACHINING • WIRE EDM

12026 Centralia Rd. Unit H, Hawaiian Gardens, CA. 90716

Phone: (562) 402-9442 Fax: (562) 402-0389

e-mail us at [jashort@msn.com](mailto:jashort@msn.com)

PROTOTYPE



PRODUCTION



TOOLING

Good Luck,  
H2O SKYJACKERS!



That's a tough act to follow! Out front the lake was about 200 feet wide and ½ mile long. Unfortunately for us, the entire lake was surrounded by a sea wall...very bad for water conditions. After the boats were launched with a small winch on a military truck, Mike suited up quickly to claim the first ride. No motorized vehicles had ever been on this lake, and Mike was the first person to ever ski it. While we set up, a crew of about 100 Russians prepared the grounds for the evening's performance.

Next came the meltdown. We tried a full test run of our show. The sea wall sent back so many rollers that it was impossible to read the water conditions. Keith Kipp took a hard crash and broke his ear drum. Our driver was less than perfect. Then we found out that the star of the show, Rick Roy, may not make the show because Air France was on strike. Uncle Mike took the bull by the horns and quickly rearranged the show for the best water conditions. We practiced again, and it was rough but tolerable. Rick Roy who is actually sponsored by Unexim, was rescheduled on Aeroflot. All we could do now is sit back and wait. Again we were not allowed to take photos as the guests arrived in limos, and fancy cars. Each was escorted down the tree lined lane by a beautiful hostess in full evening wear. Guests in attendance included Bill Gates, Al Gore, George Bush, the president of Russia, other heads of state, and importance business leaders. By cell phone we learned that Rick was probably going to make it, and his story is amazing. Rick, Lloyd (another jet skier), and Heather (photojournalist from Splash Magazine sent to cover the story) were at a US jet ski competition on Sunday. After their rides they boarded a helicopter in Houston directly to the Dallas Airport. From there they flew to Paris. With Air

France on Strike they were rescheduled on an Aeroflot flight that was to get in three hours later. Since they were to arrive on the site only three hours before the performance, time was going to be tight. The president of the bank, called the chief of police in Moscow to say that his star rider was coming in late. The three Americans were met at the airport by a 4 car police escort. They immediately hopped into the car and flew to the site at speeds over 100 mph, sirens wailing, and loud speaker urging drivers to get out of the way. They had traveled half way around the world and got to the site at exactly 7:15 PM, the same time scheduled to start. With much relief Rick and Lloyd suited up as Mike and I took off for the first act, a double loop around the boat, and slalom criss-cross. Next up Rick and Lloyd did their thing. I think their best move was a take off on a Shamu Act. Lloyd hopped of his water craft onto the front of Rick's SeaDoo as he balanced it tip up and tail down. After bobbing up and down a few times Lloyd leapt from the hood to do a perfect 1½ somersaults. The crowd, though reserved, got into the show. Everything was going well. Keith had a solid wakeboard ride, even with a broken eardrum. The watercross guy had a lap around the lake, but sank his snowmobile right at center stage. Next came a scary moment. Uncle Mike was to do a flip on his Sky Ski over Rick Roy

driving his SeaDoo. They have done this act hundreds of times before, but never in conditions this rough. Mike had practiced during the week with our show director André, but André crouched down low. Rick, ever the showman stood up as Mike flew towards him. A number of factors conspired against them to cause a collision. The bottom of Mike's hydrofoil nicked Rick's head (without a helmet). Mike then hit the water and bounced back up to land on the hood of Rick's SeaDoo. The crowd gasped collectively, and the team ran to assistance, but both riders waved it off. Fortunately, it did not put a damper on things and the show went on. As we wrapped the show emotions were high. We pulled it off in extremely rough water conditions and the bank loved the performance. We headed into the Moscow night laughing and enjoying the evening. Our final full day in Moscow was spent site seeing. We went to Red Square (it isn't red!). One of the famous churches there has an interesting story. It is so beautiful that the Czar who commissioned it had the design architect blinded after it was done. The idea was that the architect would never again be able to create anything so beautiful. Some thanks. We also saw the Kremlin where Boris Yeltsin lives. We all bought these crazy hats and had a good time. Heather was snapping pictures the whole time for her Splash article. It is amazing how many good looking

women there are in Moscow. They have great legs and are everywhere! Naturally we hooted and hollered from the bus. Later we cruised by the KGB building, and Moscow River to finish the day. The next morning Mike and I flew out, exhausted and excited from the trip but happy to be coming home to Canyon Lake. What a ride!



**Salute From Red Square, Moscow**

Mike Mack's


# HYDROFOILING HEADQUARTERS

Ski School & Resort  
on the Colorado River... Parker, AZ

**LESSONS SALES CLINICS**  
**520-667-4399**

E-mail: [mikemack@redrivernet.com](mailto:mikemack@redrivernet.com)

Check Out Our Gear: Gath Helmets, Accurate Low Stretch Ropes, Full Line of Accessories & More.  
"For All of Your Flying Needs"



Team Rider: Jon Wilborn / photo: Ian Lauder



**aloha**  
**leisure, co.**  
**waterski proshop**  
**HO WATERSKIS**  
**HYPERLITE WAKEBOARDS**  
**ACCURATE SKI LINES**

**lk. elsinore, ca**

**909-674-3320**



**You've spent over \$700 on a hydrofoil.**  
**Spend another \$20 to learn how to use it.**  
 (Only \$19.97 for 4 quarterly issues)

Name (please print clearly) \_\_\_\_\_

Address \_\_\_\_\_

City \_\_\_\_\_ State \_\_\_\_\_ Zip \_\_\_\_\_ Country \_\_\_\_\_

Daytime Phone # \_\_\_\_\_ E-mail \_\_\_\_\_

Send my first issue (Season/Year) Summer 98, Fall 98, Winter 98 etc.

1 year subscription \$ \_\_\_\_\_  
 Back Issue(s) \$ \_\_\_\_\_ (Season & Year) \_\_\_\_\_  
 Total \$ \_\_\_\_\_ **U.S. Funds Only**

Canada: \$26.97 for 1 year subscription, back issues \$7 each  
 Other Foreign Countries: \$34.97 for 1 year, back issues \$8.50

Back Issues (\$6 each U.S.)

Summer 1997: Wake jump, BS Roll, Jon Wilborn, Worlds

Fall 1997: Air Jumps, Gainer, Peter Nelson, Fly-In

Winter 1997: Skidder, Front Flip, Ron Stack, Modifications


Spring 1997: 4 Steps, Trick List & Rules, Low Back Stretches

Summer 98: Helicopter, Low Back-Strength, Moore, Centerfold

Fall 98: World's Program, Milestones, Jump I & II, Russia



31566 Railroad Cyn. Rd. #101  
 Canyon Lake, CA 92587  
 hopro@ez2.net



**Hot Action Next Issue:**

More Jump Tips

Floater

Gainer Landing

Seattle Style

Worlds Report

Reader's Photos

More!!!

Mail this form with check payable to:  
**Flight 31566 Railroad Cyn. Rd #101**  
**Canyon Lake, CA 92587**

**Special Offer:** Get all three of 1997's Volume 1 issues...  
 US & Canada: only \$15, Other Foreign Countries: Only \$20!

**YOURS IS THE ONLY BODY YOU'LL EVER HAVE.**  
**YOU'RE WORTH PROTECTING.**



\$199



Gul, the #1 wetsuit in North Atlantic, is warm! Wakeboard Report rated Gul Extreme the warmest 4mm suit tested! It features a "Titanium" lining and the Back-Up System which limits water entry through the zipper. Riders appreciate the super flex shoulders, oversize forearms and overall comfort & flexibility, quality & economy! On SALE now!



Gath headgear from Australia provides lightweight, comfortable protection with unrestricted peripheral vision. The high-tech polycarbonate shell guards against bumps and abrasion and the closed-cell EVA foam liner offers protection, warmth and a comfortable fit.



\$99



Barz Sport Goggles from Australia protect your eyes by completely insulating them from wind, sun, water and glare. The handmade safety frame and premium lenses are available in a variety of colors. Rx available.



From \$120

FREE Catalog!

**MURRAY'S**  
 THE PERFORMANCE SOURCE

**1-800-786-7245**

**FAX 1-800-733-8224**

P.O. Box 490 • Carpinteria, CA 93014  
 (805) 684-8393 • Fax (805) 684-8966  
 info@murrays.com • www.murrays.com

**SPORT**  
**T H I S**

The Air Cover is made to easily transport and protect your ride. This innovative 3-piece bag features a full cover for the foil and a separate padded ski cover which helps prevent fading and damage. The Air Cover has been tested for durability in rigorous travel conditions and over the past three years has proved to be a quality bag for transporting your hydrofoil. All new design with checkered flag graphics now available.



Shoulder straps make the Air Cover easy to carry

**Quality Watersports**

**Bags for 10 years**

**Call Today!**

2044 Placentia Ave, Unit A

Costa Mesa, CA 92627

714-631-1605

714-903-7705

## Extreme News

### Human Powered Flight

Trampofoil has recently released the A1, the first production hydrofoil bike available to the general public. It was invented and designed by Alexander Sahlin. The aim was to design a radical water vehicle without any floating device, engine, sail, or moving parts. The first prototype was made in 1987. Sahlin succeeded with his goals and the Trampofoil performed exactly as calculated. The primary use for the Trampofoil was as a transportation vehicle. When test pilots began to do tricks (including jumps) a new sport was born.

This hydrofoil bike is the next closest thing to a walk on water. The vehicle moves forward when the rider jumps. The Trampofoil gets its supporting and hydrodynamic lift from the front and rear hydrofoils.

Basic starts and landing are done from a dock. It can not be started from the water. Turning is done by leaning and balancing. The longest



**ADLEE COVERS  
BOATS**

2 HOUR BIMINI SERVICE  
AVAILABLE IN CORONA

			
<b>BIMINI TOPS</b> Family Boats	<b>BIMINI TOPS</b> Ski Boats	<b>CUSTOM BOAT</b> Covers	<b>CUSTOM CAMPER</b> Enclosures

**Bimini Tops Now Available for the Colorado River area call (520) 680-7941**

*Serving Orange Co. & Riverside over 45 years*



**(909) 734-0141**

1549 Yorba St. • Corona, Ca 91720  
1/4 Mile South of 91 Fwy. off West 6th



ride to date is 11.5 km which took 1 hour by Alexander Sahlin in Stockholm on Sept. 5, 1997. The speed record is held by Thorbjörn Sjögren at 11 knots. The Trampofoil has been seen on the BBC and featured at European water festivals. The US price is about \$1500. Call or write for more info.

·Materials: aluminum and glass-fiber composite ·Weight: 12 kg ·Span: 2.87 meters ·Stall speed: 6 knots (3 m/s) ·Max speed: 11 knots (5.5 m/s) ·Longest sustained flight: 11,5 km in 60 minutes. ·Frame: dismountable for transport.

Info +46 8 446 99 90  
staff@Trampofoil.se



The Trampofoil  
is a Human  
Powered  
Hydrofoil That  
You Can Buy

Got X?  
Send your Extreme  
Watersports News  
to Flight


*Roadrunner  
the Beach*



**Meleny Mosbacher**

32500 Riverside Drive  
Lake Elsinore, CA 92530

Tel: 909-674-4900  
Fax: 909 674-5674



**Proud  
Sponsor of  
the 1998  
Flight Worlds**





Boat Parts, Sales & Service  
Accessories & Rental  
Mercury • OMC • Volvo


PETE DAWSON

PROFESSIONAL MARINE SERVICES

18010 Grand Avenue  
Lake Elsinore, CA 92530

(909) 678-4028  
Fax: (909) 678-1232

## Marketplace



front: foiling  
around logo

back: Flight logo

100 Flight T \$15.99

Quality Oneida T-Shirts!!!  
White or Gray L, XL, or XXL

301 1998 Worlds Video \$24.99

30 action packed minutes of  
all the latest moves from the  
World's best riders. Skidders,  
combos, helis, floaters, grabs  
and much more...

Don't miss it!!!

401 1998 Worlds Poster \$10

Proudly display the Official  
poster for the 2nd World  
Championships. This 11x17  
**full color poster** will inspire  
you to new heights!



SOLD TO

Name (please print clearly)

Address

City

State

Zip

Country

Daytime Phone #

Fax

E-mail

SHIP TO (if different)

Name (please print clearly)

Address

City

State

Zip

Country

Daytime Phone #

Fax

E-mail

### Important Information:

- ⊙ We can not ship to PO box.  
Please include street address.
- ⊙ Include phone & fax numbers in  
case we have questions.
- ⊙ Allow 3-5 weeks for delivery
- ⊙ Don't forget to:  
specify color, size, & 2nd choice
- ⊙ Double check total
- ⊙ Check or Money order only.
- ⊙ US funds only
- ⊙ **Send to: Flight**  
**31566 Railroad Cyn Rd, #101**  
**Canyon Lake, CA 92587**

Stock #	description	color	size	2nd choice	quantity	unit price	total price

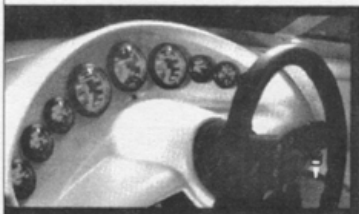
Order Amount	Shipping	North American
\$00.00 - \$24.99	\$3.99	<b>Shipping</b>
\$25.00 - \$49.99	\$4.99	<b>Charges</b>
\$50.00 - \$74.99	\$5.99	Other foreign
\$75.00 - \$99.99	\$6.99	countries add
\$100.00+	\$3.99	US rates
		+ additional \$5.00

Total From Above	
CA residents only: Add 7.75% sales tax	
shipping & handling (see chart at left)	
foreign shipping rate	
<b>TOTAL</b>	

**IF YOU'RE LOOKING FOR SERIOUS SKIABILITY AT  
A NOT-SO-SERIOUS PRICE, HERE'S YOUR OPENING**



©1998 MasterCraft Boat Company



A NEW INSTRUMENT PANEL PROVIDES IMPROVED VISIBILITY FOR THE DRIVER. NEW ELECTRO-MECHANICAL GAUGES GUARANTEE IMPROVED RESPONSIVENESS WHILE PREVENTING FOGGING, CONDENSATION AND FAILURE.



ADD THE WAKEBOARD OPTION (WHICH INCLUDES EXTENDED PYLON, WATER BALLAST SYSTEM AND CLARION® UPGRADED STEREO) AND GET BIG AIR FOR SMALL BUCKS.

**INTRODUCING THE SPORTSTAR 19 OPEN BOW.** A competitive ski boat that has so many attractive features and such a great price everyone wants to get on board. It's powerful. Refined. Agile. And like the value-packed SportStar 19 closed bow, it's priced to move just as fast out of the showroom as it does on the lake. But even though it's a great value, it still comes loaded with features you'd expect to pay a lot more for. Like a new, more powerful 310 hp MasterCraft Power Vortec MX Plus™ EFI 5.7 Liter V-8 – the only standard fuel-injected engine in its class. Or 100% hand-laid fiberglass components. AnchorLok® mounting plates for the engine and lifting rings. Talk about generous portions. The SportStar 19 Open gives you championship wakes for slalom, jump and boarding. And a perfect low-turbulence table for tricks. But why shouldn't it? After all, it's the direct descendant of one of the best ski boats ever made. The ProStar 190. Featuring an ergonomic, fully-equipped dash with greater forward visibility. Plus dual speedometers and MasterCraft gauges to measure all the excitement you'll have on every run. **Call 1-800-482-BOAT.**

The leader. And pulling farther ahead. **MasterCraft**

[www.mastercraft.com](http://www.mastercraft.com)